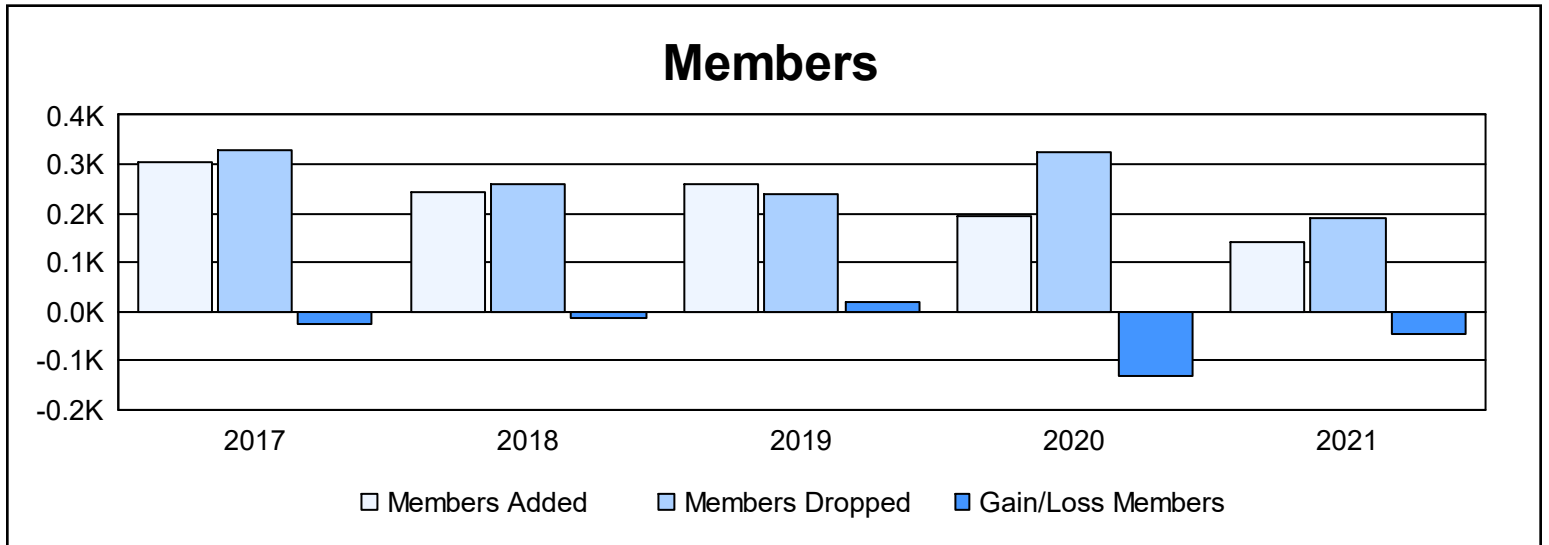
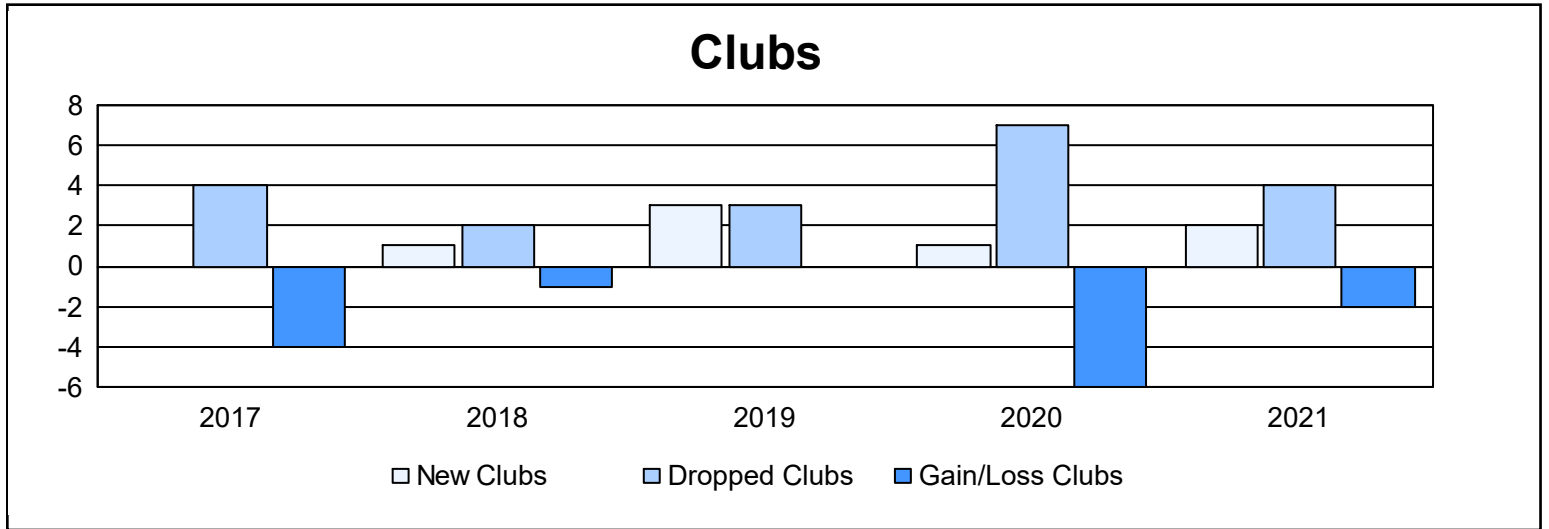
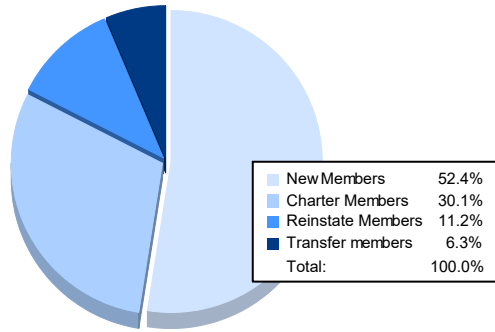


Year	New Clubs	Dropped Clubs	Gain/ Loss Clubs	New Members	Charter Members	Reinstate Members	Transfer Members	Total Member Added	Total Members Dropped	Gain/ Loss Members
2016-2017	0	4	-4	285	6	4	8	303	327	-24
2017-2018	1	2	-1	203	22	4	15	244	258	-14
2018-2019	3	3	0	157	88	8	6	259	241	18
2019-2020	1	7	-6	131	25	29	8	193	326	-133
2020-2021	2	4	-2	75	43	16	9	143	189	-46
<b>Average</b>	<b>1</b>	<b>4</b>	<b>-3</b>	<b>170</b>	<b>37</b>	<b>12</b>	<b>9</b>	<b>228</b>	<b>268</b>	<b>-40</b>



### Membership Composition June 2021 Cumulative



### Gender Composition June 2021 Cumulative

